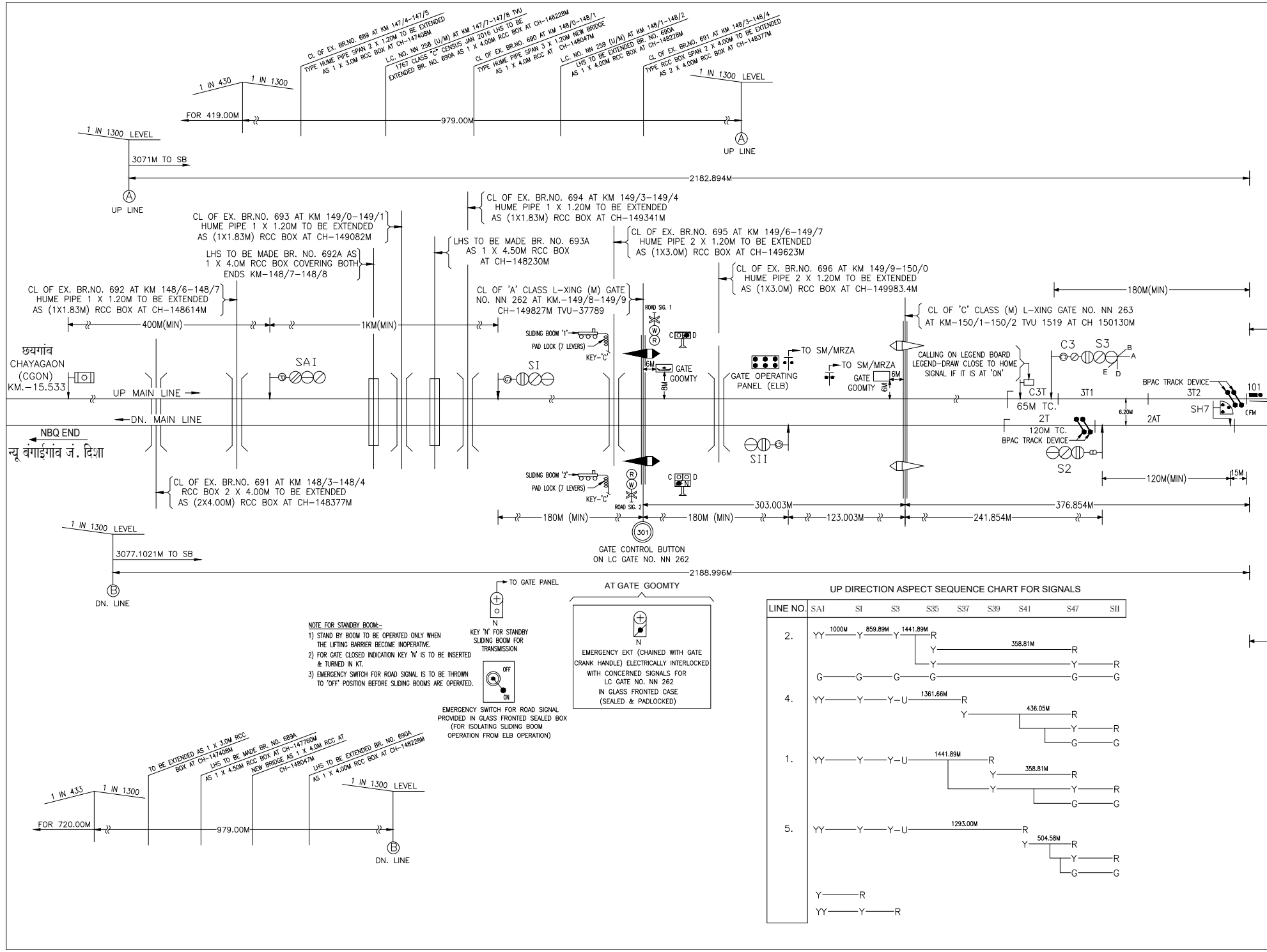
1 IN 430
1 IN 1300
CL OF EX. BR.NO. 689 AT KM 147/4-147/5
TYPE HUME PIPE SPAN 2 X 1.20M TO BE EXTENDED
AS 1 X 3.0M RCC BOX AT CH-147408M
L.C. NO. NN 258 (U/M) AT KM 147/7-147/8 TVU
1767 CLASS "C" CENSUS JAN 2016 LHS TO BE
EXTENDED BR. NO. 690A AS 1 X 4.00M RCC BOX AT CH-148228M
CL OF EX. BR.NO. 690 AT KM 148/0-148/1
TYPE HUME PIPE SPAN 3 X 1.20M NEW BRIDGE
AS 1 X 4.0M RCC AT CH-148047M
L.C. NO. NN 259 (U/M) AT KM 148/1-148/2
LHS TO BE EXTENDED BR. NO. 690A
AS 1 X 4.00M RCC BOX AT CH-148228M
CL OF EX. BR.NO. 691 AT KM 148/3-148/4
TYPE RCC BOX SPAN 2 X 4.00M TO BE EXTENDED
AS 2 X 4.00M RCC BOX AT CH-148377M
1 IN 1300 LEVEL
FOR 419.00M
979.00M
A
UP LINE
1 IN 1300 LEVEL
3071M TO SB
A
UP LINE
2182.894M
CL OF EX. BR.NO. 694 AT KM 149/3-149/4
HUME PIPE 1 X 1.20M TO BE EXTENDED
AS (1X1.83M) RCC BOX AT CH-149341M
CL OF EX. BR.NO. 693 AT KM 149/0-149/1
HUME PIPE 1 X 1.20M TO BE EXTENDED
AS (1X1.83M) RCC BOX AT CH-149082M
CL OF EX. BR.NO. 695 AT KM 149/6-149/7
HUME PIPE 2 X 1.20M TO BE EXTENDED
AS (1X3.0M) RCC BOX AT CH-149623M
LHS TO BE MADE BR. NO. 692A AS
1 X 4.0M RCC BOX COVERING BOTH
ENDS KM-148/7-148/8
LHS TO BE MADE BR. NO. 693A
AS 1 X 4.50M RCC BOX
AT CH-148230M
CL OF EX. BR.NO. 696 AT KM 149/9-150/0
HUME PIPE 2 X 1.20M TO BE EXTENDED
AS (1X3.0M) RCC BOX AT CH-149983.4M
CL OF EX. BR.NO. 692 AT KM 148/6-148/7
HUME PIPE 1 X 1.20M TO BE EXTENDED
AS (1X1.83M) RCC BOX AT CH-148614M
CL OF 'A' CLASS L-XING (M) GATE
NO. NN 262 AT KM.-149/8-149/9
CH-149827M TVU-37789
180M(MIN)
CL OF 'C' CLASS (M) L-XING GATE NO. NN 263
AT KM-150/1-150/2 TVU 1519 AT CH 150130M
400M(MIN)
1KM(MIN)
ROAD SIG. 1
W
R
C D
SLIDING BOOM '1'
PAD LOCK (7 LEVERS)
KEY-'C'
TO SM/MRZA
TO SM/MRZA
C3
S3
B
A
E
D
छयगांव
CHAYAGAON
(CGON)
KM.-15.533
SAI
SI
6M
GATE
GOOMTY
8M
GATE OPERATING
PANEL (ELB)
GATE
GOOMTY
6M
6M
CALLING ON LEGEND BOARD
LEGEND-DRAW CLOSE TO HOME
SIGNAL IF IT IS AT 'ON'
BPAC TRACK DEVICE
3T2
101
UP MAIN LINE
C3T
3T1
65M TC.
6.20M
SH7
CFM
DN. MAIN LINE
2T
2AT
NBQ END
न्यू बंगाईगांव जं. दिशा
120M TC.
BPAC TRACK DEVICE
SII
S2
CL OF EX. BR.NO. 691 AT KM 148/3-148/4
RCC BOX 2 X 4.00M TO BE EXTENDED
AS (2X4.00M) RCC BOX AT CH-148377M
SLIDING BOOM '2'
PAD LOCK (7 LEVERS)
KEY-'C'
ROAD SIG. 2
R
W
C D
N
120M(MIN)
15M
303.003M
376.854M
180M (MIN)
180M (MIN)
123.003M
241.854M
301
1 IN 1300 LEVEL
3077.1021M TO SB
2188.996M
B
DN. LINE
TO GATE PANEL
N
OFF
ON
N
TO BE EXTENDED AS 1 X 3.0M RCC
BOX AT CH-147408M
LHS TO BE MADE BR. NO. 689A
AS 1 X 4.50M RCC BOX AT CH-147760M
NEW BRIDGE AS 1 X 4.0M RCC AT
CH-148047M
LHS TO BE EXTENDED BR. NO. 690A
AS 1 X 4.00M RCC BOX AT CH-148228M
1 IN 433
1 IN 1300
1 IN 1300 LEVEL
FOR 720.00M
979.00M
B
DN. LINE
LINE NO.
SAI
SI
S3
S35
S37
S39
S41
S47
SII
2.
YY 1000M Y 859.89M Y 1441.89M R
Y 358.81M R
Y Y R
G G G G G G
4.
YY Y Y-U 1361.66M R
Y 436.05M R
Y R
G G
1.
YY Y Y-U 1441.89M R
Y 358.81M R
Y Y R
G G
5.
YY Y Y-U 1293.00M R
Y 504.58M R
Y R
G G
Y R
YY Y R

GATE CONTROL BUTTON
ON LC GATE NO. NN 262

NOTE FOR STANDBY BOOM:-

1) STAND BY BOOM TO BE OPERATED ONLY WHEN THE LIFTING BARRIER BECOME INOPERATIVE.
2) FOR GATE CLOSED INDICATION KEY 'N' IS TO BE INSERTED & TURNED IN KT.
3) EMERGENCY SWITCH FOR ROAD SIGNAL IS TO BE THROWN TO 'OFF' POSITION BEFORE SLIDING BOOMS ARE OPERATED.

KEY 'N' FOR STANDBY SLIDING BOOM FOR TRANSMISSION

EMERGENCY SWITCH FOR ROAD SIGNAL PROVIDED IN GLASS FRONTED SEALED BOX (FOR ISOLATING SLIDING BOOM OPERATION FROM ELB OPERATION)

AT GATE GOOMTY

EMERGENCY EKT (CHAINED WITH GATE CRANK HANDLE) ELECTRICALLY INTERLOCKED WITH CONCERNED SIGNALS FOR LC GATE NO. NN 262 IN GLASS FRONTED CASE (SEALED & PADLOCKED)

UP DIRECTION ASPECT SEQUENCE CHART FOR SIGNALS

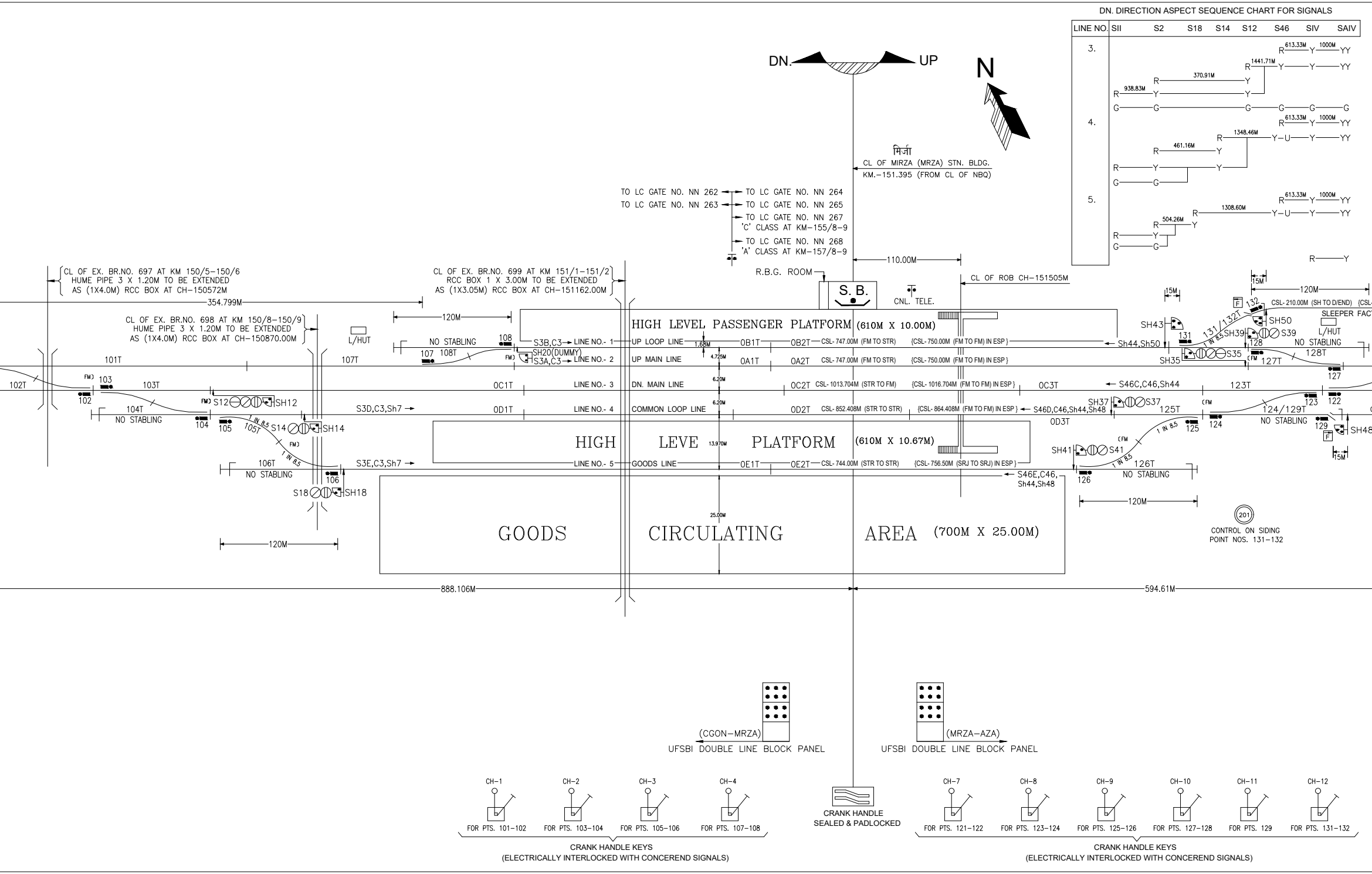

DN. DIRECTION ASPECT SEQUENCE CHART FOR SIGNALS
LINE NO. SII S2 S18 S14 S12 S46 SIV SAIV
3.
4.
5.
613.33M
1000M
1441.71M
370.91M
938.83M
1348.46M
461.16M
1308.60M
504.26M
DN.
UP
N
मिर्जा
CL OF MIRZA (MRZA) STN. BLDG.
KM.–151.395 (FROM CL OF NBQ)
TO LC GATE NO. NN 262
TO LC GATE NO. NN 263
TO LC GATE NO. NN 264
TO LC GATE NO. NN 265
TO LC GATE NO. NN 267
'C' CLASS AT KM–155/8–9
TO LC GATE NO. NN 268
'A' CLASS AT KM–157/8–9
110.00M
R.B.G. ROOM
S. B.
CNL. TELE.
CL OF ROB CH–151505M
CL OF EX. BR.NO. 697 AT KM 150/5–150/6
HUME PIPE 3 X 1.20M TO BE EXTENDED
AS (1X4.0M) RCC BOX AT CH–150572M
CL OF EX. BR.NO. 699 AT KM 151/1–151/2
RCC BOX 1 X 3.00M TO BE EXTENDED
AS (1X3.05M) RCC BOX AT CH–151162.00M
CL OF EX. BR.NO. 698 AT KM 150/8–150/9
HUME PIPE 3 X 1.20M TO BE EXTENDED
AS (1X4.0M) RCC BOX AT CH–150870.00M
354.799M
120M
L/HUT
HIGH LEVEL PASSENGER PLATFORM (610M X 10.00M)
NO STABLING
LINE NO.- 1 UP LOOP LINE
LINE NO.- 2 UP MAIN LINE
LINE NO.- 3 DN. MAIN LINE
LINE NO.- 4 COMMON LOOP LINE
LINE NO.- 5 GOODS LINE
0B1T 0B2T CSL- 747.00M (FM TO STR) {CSL- 750.00M (FM TO FM) IN ESP}
0A1T 0A2T CSL- 747.00M (FM TO STR) {CSL- 750.00M (FM TO FM) IN ESP}
0C1T 0C2T CSL- 1013.704M (STR TO FM) {CSL- 1016.704M (FM TO FM) IN ESP} 0C3T
0D1T 0D2T CSL- 852.408M (STR TO STR) {CSL- 864.408M (FM TO FM) IN ESP} 0D3T
0E1T 0E2T CSL- 744.00M (STR TO STR) {CSL- 756.50M (SRJ TO SRJ) IN ESP}
1.68M 4.725M 6.20M 6.20M 13.970M 25.00M
S3B,C3
S3A,C3
SH20(DUMMY)
S3D,C3,Sh7
S3E,C3,Sh7
HIGH LEVE PLATFORM (610M X 10.67M)
GOODS CIRCULATING AREA (700M X 25.00M)
101T 102T 103T 104T 105T 106T 107T 108T
102 103 104 105 106 107 108
S12 SH12 S14 SH14 S18 SH18
1 IN 8.5
NO STABLING
888.106M
594.61M
Sh44,Sh50
S46C,C46,Sh44
S46D,C46,Sh44,Sh48
S46E,C46, Sh44,Sh48
SH43 131 131/132T 132 SH50 SH39 S39 128 SH35 S35 127T 128T 127
123T 123 122 SH37 S37 125T 124/129T 124 125 129 SH48
SH41 S41 126 126T
CSL- 210.00M (SH TO D/END)
SLEEPER FACT
15M
120M
L/HUT
NO STABLING
CONTROL ON SIDING POINT NOS. 131–132
201
(CGON–MRZA)
UFSBI DOUBLE LINE BLOCK PANEL
(MRZA–AZA)
UFSBI DOUBLE LINE BLOCK PANEL
CH–1 FOR PTS. 101–102
CH–2 FOR PTS. 103–104
CH–3 FOR PTS. 105–106
CH–4 FOR PTS. 107–108
CRANK HANDLE SEALED & PADLOCKED
CH–7 FOR PTS. 121–122
CH–8 FOR PTS. 123–124
CH–9 FOR PTS. 125–126
CH–10 FOR PTS. 127–128
CH–11 FOR PTS. 129
CH–12 FOR PTS. 131–132
CRANK HANDLE KEYS
(ELECTRICALLY INTERLOCKED WITH CONCERENED SIGNALS)
CRANK HANDLE KEYS
(ELECTRICALLY INTERLOCKED WITH CONCERENED SIGNALS)

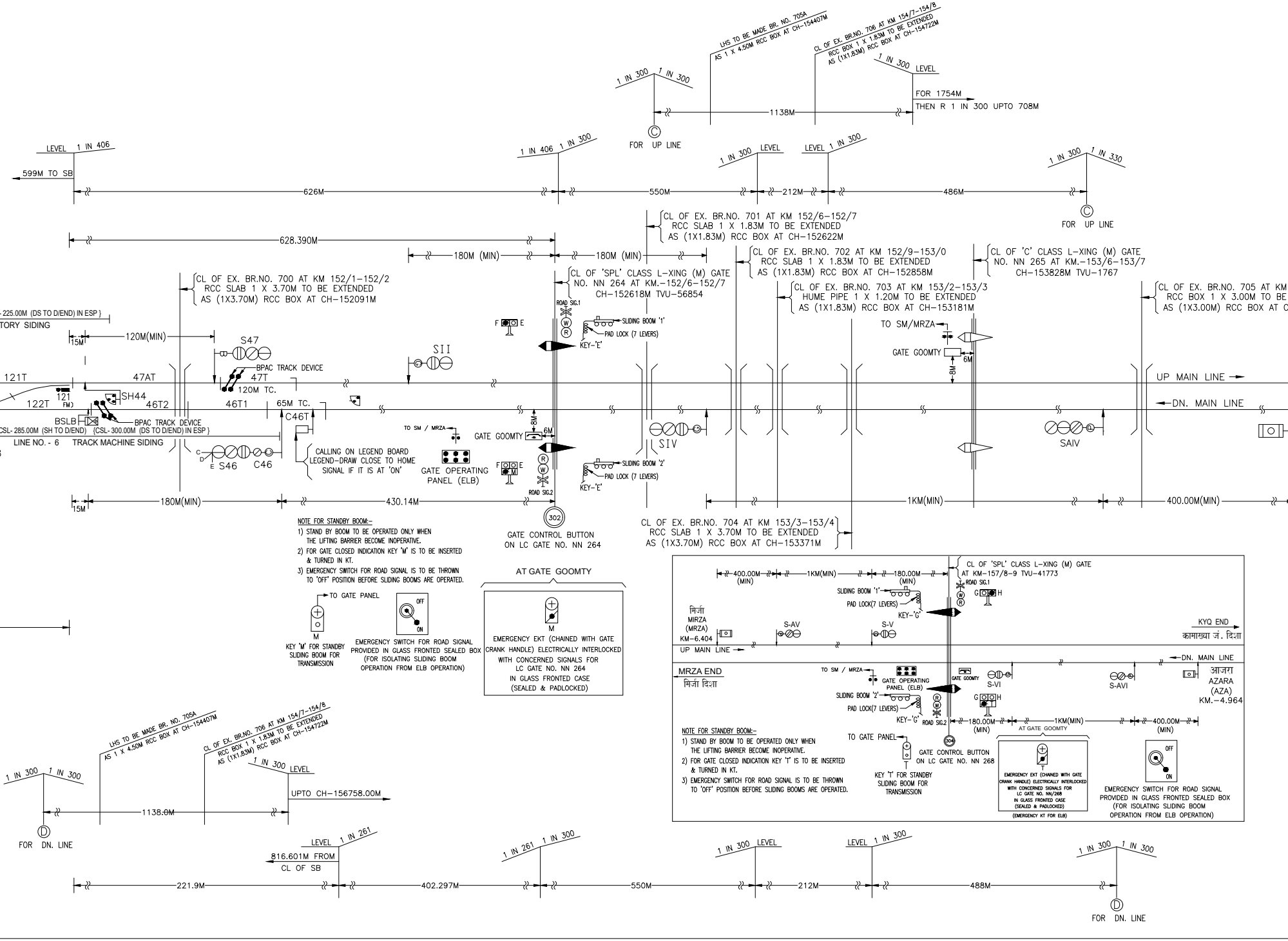
LHS TO BE MADE BR. NO. 705A
AS 1 X 4.50M RCC BOX AT CH-154407M
CL OF EX. BR.NO. 706 AT KM 154/7-154/8
RCC BOX 1 X 1.83M TO BE EXTENDED
AS (1X1.83M) RCC BOX AT CH-154722M
1 IN 300
1 IN 300
1 IN 300
LEVEL
1138M
FOR 1754M
THEN R 1 IN 300 UPTO 708M
Ⓒ
FOR UP LINE
LEVEL
1 IN 406
599M TO SB
626M
1 IN 406
1 IN 300
550M
1 IN 300
LEVEL
212M
LEVEL
1 IN 300
486M
1 IN 300
1 IN 330
Ⓒ
FOR UP LINE
628.390M
180M (MIN)
180M (MIN)
CL OF EX. BR.NO. 701 AT KM 152/6-152/7
RCC SLAB 1 X 1.83M TO BE EXTENDED
AS (1X1.83M) RCC BOX AT CH-152622M
CL OF EX. BR.NO. 702 AT KM 152/9-153/0
RCC SLAB 1 X 1.83M TO BE EXTENDED
AS (1X1.83M) RCC BOX AT CH-152858M
CL OF 'C' CLASS L-XING (M) GATE
NO. NN 265 AT KM.-153/6-153/7
CH-153828M TVU-1767
CL OF EX. BR.NO. 700 AT KM 152/1-152/2
RCC SLAB 1 X 3.70M TO BE EXTENDED
AS (1X3.70M) RCC BOX AT CH-152091M
CL OF 'SPL' CLASS L-XING (M) GATE
NO. NN 264 AT KM.-152/6-152/7
CH-152618M TVU-56854
CL OF EX. BR.NO. 703 AT KM 153/2-153/3
HUME PIPE 1 X 1.20M TO BE EXTENDED
AS (1X1.83M) RCC BOX AT CH-153181M
CL OF EX. BR.NO. 705 AT KM 153/8-153/9
RCC BOX 1 X 3.00M TO BE EXTENDED
AS (1X3.00M) RCC BOX AT CH-153871M
- 225.00M (DS TO D/END) IN ESP }
TORY SIDING
15M
120M(MIN)
S47
ROAD SIG.1
F E
SLIDING BOOM '1'
PAD LOCK (7 LEVERS)
KEY-'E'
SII
TO SM/MRZA
GATE GOOMTY
6M
8M
आजरा
AZARA
(AZA)
KM.-11.350
BPAC TRACK DEVICE
121T
47AT
47T
120M TC.
UP MAIN LINE
121
FM)
SH44
122T
46T2
46T1
65M TC.
C46T
DN. MAIN LINE
BSLB
BPAC TRACK DEVICE
KYQ END
कामाख्या दिशा
CSL- 285.00M (SH TO D/END) {CSL- 300.00M (DS TO D/END) IN ESP }
LINE NO. - 6
TRACK MACHINE SIDING
TO SM / MRZA
GATE GOOMTY
8M
6M
SIV
SAIV
C
D
E
S46
C46
CALLING ON LEGEND BOARD
LEGEND-DRAW CLOSE TO HOME
SIGNAL IF IT IS AT 'ON'
GATE OPERATING
PANEL (ELB)
F E
M
R
W
ROAD SIG.2
SLIDING BOOM '2'
PAD LOCK (7 LEVERS)
KEY-'E'
15M
180M(MIN)
430.14M
1KM(MIN)
400.00M(MIN)
302
GATE CONTROL BUTTON
ON LC GATE NO. NN 264
CL OF EX. BR.NO. 704 AT KM 153/3-153/4
RCC SLAB 1 X 3.70M TO BE EXTENDED
AS (1X3.70M) RCC BOX AT CH-153371M
TO GATE PANEL
M
KEY 'M' FOR STANDBY
SLIDING BOOM FOR
TRANSMISSION
OFF
ON
AT GATE GOOMTY
M
CL OF 'SPL' CLASS L-XING (M) GATE
AT KM-157/8-9 TVU-41773
400.00M (MIN)
1KM(MIN)
180.00M (MIN)
SLIDING BOOM '1'
PAD LOCK(7 LEVERS)
KEY-'G'
ROAD SIG.1
W
R
G H
मिर्ज़ा
MIRZA
(MRZA)
KM-6.404
S-AV
S-V
KYQ END
कामाख्या जं. दिशा
UP MAIN LINE
DN. MAIN LINE
MRZA END
मिर्ज़ा दिशा
TO SM / MRZA
GATE OPERATING
PANEL (ELB)
GATE GOOMTY
S-VI
S-AVI
आजरा
AZARA
(AZA)
KM.-4.964
SLIDING BOOM '2'
PAD LOCK(7 LEVERS)
KEY-'G'
R
W
ROAD SIG.2
G H
T
180.00M (MIN)
1KM(MIN)
400.00M (MIN)
TO GATE PANEL
304
GATE CONTROL BUTTON
ON LC GATE NO. NN 268
KEY 'T' FOR STANDBY
SLIDING BOOM FOR
TRANSMISSION
AT GATE GOOMTY
T
OFF
ON
LHS TO BE MADE BR. NO. 705A
AS 1 X 4.50M RCC BOX AT CH-154407M
CL OF EX. BR.NO. 706 AT KM 154/7-154/8
RCC BOX 1 X 1.83M TO BE EXTENDED
AS (1X1.83M) RCC BOX AT CH-154722M
1 IN 300
1 IN 300
1 IN 300
LEVEL
1138.0M
UPTO CH-156758.00M
Ⓓ
FOR DN. LINE
LEVEL
1 IN 261
816.601M FROM
CL OF SB
221.9M
402.297M
1 IN 261
1 IN 300
550M
1 IN 300
LEVEL
212M
LEVEL
1 IN 300
488M
1 IN 300
1 IN 300
Ⓓ
FOR DN. LINE

NOTE FOR STANDBY BOOM:-

1) STAND BY BOOM TO BE OPERATED ONLY WHEN THE LIFTING BARRIER BECOME INOPERATIVE.
2) FOR GATE CLOSED INDICATION KEY 'M' IS TO BE INSERTED & TURNED IN KT.
3) EMERGENCY SWITCH FOR ROAD SIGNAL IS TO BE THROWN TO 'OFF' POSITION BEFORE SLIDING BOOMS ARE OPERATED.

EMERGENCY SWITCH FOR ROAD SIGNAL PROVIDED IN GLASS FRONTED SEALED BOX (FOR ISOLATING SLIDING BOOM OPERATION FROM ELB OPERATION)

EMERGENCY EKT (CHAINED WITH GATE CRANK HANDLE) ELECTRICALLY INTERLOCKED WITH CONCERNED SIGNALS FOR LC GATE NO. NN 264 IN GLASS FRONTED CASE (SEALED & PADLOCKED)

NOTE FOR STANDBY BOOM:-

1) STAND BY BOOM TO BE OPERATED ONLY WHEN THE LIFTING BARRIER BECOME INOPERATIVE.
2) FOR GATE CLOSED INDICATION KEY 'T' IS TO BE INSERTED & TURNED IN KT.
3) EMERGENCY SWITCH FOR ROAD SIGNAL IS TO BE THROWN TO 'OFF' POSITION BEFORE SLIDING BOOMS ARE OPERATED.

EMERGENCY EKT (CHAINED WITH GATE CRANK HANDLE) ELECTRICALLY INTERLOCKED WITH CONCERNED SIGNALS FOR LC GATE NO. NN/268 IN GLASS FRONTED CASE (SEALED & PADLOCKED)

(EMERGENCY KT FOR ELB)

EMERGENCY SWITCH FOR ROAD SIGNAL PROVIDED IN GLASS FRONTED SEALED BOX (FOR ISOLATING SLIDING BOOM OPERATION FROM ELB OPERATION)

(R.K.MANDAL)
CTPM/MLG

Signature block	
CTPM	**RAJESH KUMAR MANDAL** Digitally signed by RAJESH KUMAR MANDAL Date: 2021.03.17 15:38:15 +05'30'
RNY–DRM	VIDYADHAR AVINASH MALEGAONKAR Digitally signed by VIDYADHAR AVINASH MALEGAONKAR Date: 2021.03.03 18:15:24 +05'30'
RNY–SRDOM	**AMIT SINGH** Digitally signed by AMIT SINGH Date: 2021.01.22 12:28:15 +05'30'
RNY–SRDSTE	AMIT KUMAR MANI Digitally signed by AMIT KUMAR MANI Date:2020.12.16 11:43:36 +05'30'
CSTE–C–2–MLG	UMESH KUMAR Digitally signed by UMESH KUMAR Date:2020.11.20 12:15:58 +05'30'
DY CSTE–C–PL	UTPAL KALITA Digitally signed by UTPAL KALITA Date:2020.11.16 04:01:58 +05'30'
SSTE–C–PL	Kanti Lal Das Digitally signed by Kanti Lal Das Date:2020.11.23 03:58:33 +05'30'
ASTE–C–PL	Hemanta . Kr Das Digitally signed by Hemanta . Kr Das Date:2020.11.12 06:45:56 +05'30'
SSE–C–DRG–PL	Tapan . Kr. Mukherjee Digitally signed by Tapan . Kr. Mukherjee Date:2020.11.12 06:49:14 +05'30'
JE–C–SIG–PL	Amlan Barthakur Digitally signed by Amlan Barthakur Date:2020.11.12 09:29:07 +05'30'

7. YARD TO BE MADE RE FIT.
6. LC GATE NOS.– NN/262, NN/264 & NN/268 RETAINED AND UPGRADED VIDE GM(WORKS) MLG's LET No.W/218/0/ RETENTION/RNY/TK DT.07/11/2019.
5. ELECTRICALLY OPERATED LIFTING BARRIER AND WARNING BELL / HOOTER PROVIDED FOR L.C. GATE NOS. NN/262, NN/264 & NN/268
4. DEAD APPROACH LOCKING WITH 60 SEC TIME DELAY PROVIDED FOR L.C. GATE NOS. NN/262, NN/264 & NN/268
3. STARTER RELEASED BY ADVANCED STARTER IS NOT PROVIDED AS PER RLY. BD's AND VIDE GM/S&T/MLG's LETTER NO.–
   (i) 2008/SIG/G/4 DT. 17/09/2015 AND
   (ii) N/224/0 Pt. XIX DT. 31/08/2017.
2. STARTER SIGNALS ARE TO BE PROVIDED AT A DISTANCE NOT MORE THAN 3M FROM BJ/GJ.
1. ALL PTS. & CROSSING ARE 1 IN 12 EXCEPT OTHERWISE MENTIONED.

टिप्पणी NOTES

कार्य का क्षेत्र SCOPE OF WORK	NBQ - KYQ (VIA GOALPARA TOWN) DOUBLING PROJECT
मिसिल सं CASE NO.	
गेज GAUGE	B.G.
अन्तर्पाशन का मानक STD. OF INTERLOCKING	II (R).
स्टेशन का वर्ग CLASS OF STATION	'B'
विचलन DEVIATION	NIL
इंजी योजना के अनुसार TO SUIT ENGG. PLAN NO.	CE / Y / 03 / 2019 ALT.- ①
सिगनल योजना का स्थान लेता SUPERSEDES SIG. PLAN NO.	S I / 98 / 20 ALT.- XIII

ALT	REF.	DESCRIPTION	DY.CSTE/C/PL		

	(T. K. MUKHERJEE)	(A. BARTHAKUR)	(H. K. DAS)	(U. KALITA)
एसएसइ नक्शा SSE/DRG.	एसएसइ नक्शा SSE/DRG.	जइ सिग नि यो JE/SIG	सहा सिग एवं दूरसंचार नि यो ASTE/C/PL	वरिष्ट सिग एवं दूरसंचार नि यो SSTE/C/PL

DRAWN | CHECKED | DATE

(B. ROY) उप मु सिग एवं दूरसंचार इंजी नि डि DY.CSTE/CON/DESIGN	(U. KUMAR) मु सिग एवं दूरसंचार इंजी नि CSTE/CON	DATE OF OPENING	CRS's SANC. NO. & DATE
APPROVED			

मिर्जा
MIRZA
SIGNALLING PLAN (E.I.)

SCALE	
VERTICAL	1:500
HORIZONTAL	1:2000

मंडल रंगिया DIVISION RANGIYA

DRG. NO. नक्शा सं **SG (SI) 3034**

पूर्वोत्तर सीमा रेलवे संकेत एवं दूरसंचार विभाग
NORTHEAST FRONTIER RAILWAY – SIGNAL AND TELECOMMUNICATION DEPARTMENT.