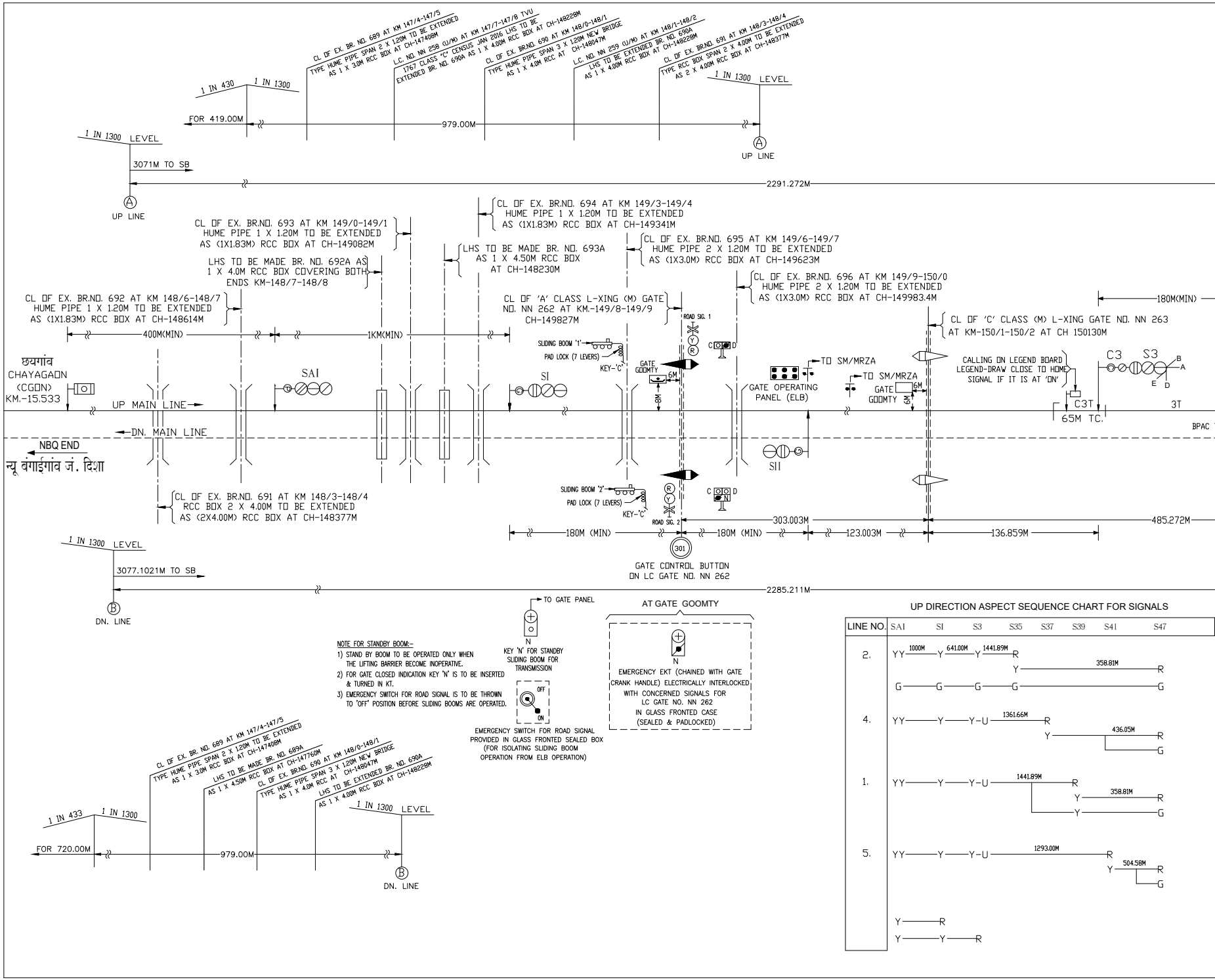
CL OF EX. BR. NO. 689 AT KM 147/4-147/5
TYPE HUME PIPE SPAN 2 X 1.20M TO BE EXTENDED
AS 1 X 3.0M RCC BOX AT CH-147408M
L.C. NO. NN 258 (U/M) AT KM 147/7-147/8 TVU
1767 CLASS "C" CENSUS JAN 2016 LHS TO BE
EXTENDED BR. NO. 690A AS 1 X 4.00M RCC BOX AT CH-148228M
CL OF EX. BR.NO. 690 AT KM 148/0-148/1
TYPE HUME PIPE SPAN 3 X 1.20M NEW BRIDGE
AS 1 X 4.0M RCC AT CH-148047M
L.C. NO. NN 259 (U/M) AT KM 148/1-148/2
LHS TO BE EXTENDED BR. NO. 690A
AS 1 X 4.00M RCC BOX AT CH-148228M
CL OF EX. BR.NO. 691 AT KM 148/3-148/4
TYPE RCC BOX SPAN 2 X 4.00M TO BE EXTENDED
AS 2 X 4.00M RCC BOX AT CH-148377M
1 IN 430
1 IN 1300
1 IN 1300 LEVEL
FOR 419.00M
979.00M
A
UP LINE
1 IN 1300 LEVEL
3071M TO SB
A
UP LINE
2291.272M
CL OF EX. BR.NO. 694 AT KM 149/3-149/4
HUME PIPE 1 X 1.20M TO BE EXTENDED
AS (1X1.83M) RCC BOX AT CH-149341M
CL OF EX. BR.NO. 693 AT KM 149/0-149/1
HUME PIPE 1 X 1.20M TO BE EXTENDED
AS (1X1.83M) RCC BOX AT CH-149082M
CL OF EX. BR.NO. 695 AT KM 149/6-149/7
HUME PIPE 2 X 1.20M TO BE EXTENDED
AS (1X3.0M) RCC BOX AT CH-149623M
LHS TO BE MADE BR. NO. 693A
AS 1 X 4.50M RCC BOX
AT CH-148230M
LHS TO BE MADE BR. NO. 692A AS
1 X 4.0M RCC BOX COVERING BOTH
ENDS KM-148/7-148/8
CL OF EX. BR.NO. 696 AT KM 149/9-150/0
HUME PIPE 2 X 1.20M TO BE EXTENDED
AS (1X3.0M) RCC BOX AT CH-149983.4M
CL OF EX. BR.NO. 692 AT KM 148/6-148/7
HUME PIPE 1 X 1.20M TO BE EXTENDED
AS (1X1.83M) RCC BOX AT CH-148614M
CL OF 'A' CLASS L-XING (M) GATE
NO. NN 262 AT KM.-149/8-149/9
CH-149827M
180M(MIN)
CL OF 'C' CLASS (M) L-XING GATE NO. NN 263
AT KM-150/1-150/2 AT CH 150130M
400M(MIN)
1KM(MIN)
ROAD SIG. 1
Y
R
C
D
SLIDING BOOM '1'
PAD LOCK (7 LEVERS)
KEY-'C'
GATE GOOMTY
6M
8M
TO SM/MRZA
TO SM/MRZA
GATE OPERATING PANEL (ELB)
GATE GOOMTY
6M
6M
CALLING ON LEGEND BOARD
LEGEND-DRAW CLOSE TO HOME
SIGNAL IF IT IS AT 'ON'
C3
S3
B
A
E
D
C3T
65M TC.
3T
BPAC
छयगांव
CHAYAGAON
(CGON)
KM.-15.533
SAI
SI
UP MAIN LINE
DN. MAIN LINE
NBQ END
न्यू बंगाईगांव जं. दिशा
SII
CL OF EX. BR.NO. 691 AT KM 148/3-148/4
RCC BOX 2 X 4.00M TO BE EXTENDED
AS (2X4.00M) RCC BOX AT CH-148377M
SLIDING BOOM '2'
PAD LOCK (7 LEVERS)
KEY-'C'
R
Y
ROAD SIG. 2
C
D
N
303.003M
485.272M
180M (MIN)
180M (MIN)
123.003M
136.859M
301
GATE CONTROL BUTTON
ON LC GATE NO. NN 262
1 IN 1300 LEVEL
3077.1021M TO SB
B
DN. LINE
2285.211M
TO GATE PANEL
N
KEY 'N' FOR STANDBY
SLIDING BOOM FOR
TRANSMISSION
OFF
ON
EMERGENCY SWITCH FOR ROAD SIGNAL
PROVIDED IN GLASS FRONTED SEALED BOX
(FOR ISOLATING SLIDING BOOM
OPERATION FROM ELB OPERATION)
AT GATE GOOMTY
N
EMERGENCY EKT (CHAINED WITH GATE
CRANK HANDLE) ELECTRICALLY INTERLOCKED
WITH CONCERNED SIGNALS FOR
LC GATE NO. NN 262
IN GLASS FRONTED CASE
(SEALED & PADLOCKED)
CL OF EX. BR. NO. 689 AT KM 147/4-147/5
TYPE HUME PIPE SPAN 2 X 1.20M TO BE EXTENDED
AS 1 X 3.0M RCC BOX AT CH-147408M
LHS TO BE MADE BR. NO. 689A
AS 1 X 4.50M RCC BOX AT CH-147760M
CL OF EX. BR.NO. 690 AT KM 148/0-148/1
TYPE HUME PIPE SPAN 3 X 1.20M NEW BRIDGE
AS 1 X 4.0M RCC AT CH-148047M
LHS TO BE EXTENDED BR. NO. 690A
AS 1 X 4.00M RCC BOX AT CH-148228M
1 IN 433
1 IN 1300
1 IN 1300 LEVEL
FOR 720.00M
979.00M
B
DN. LINE
UP DIRECTION ASPECT SEQUENCE CHART FOR SIGNALS
LINE NO.
SAI
SI
S3
S35
S37
S39
S41
S47
2.
YY 1000M Y 641.00M Y 1441.89M R
Y 358.81M R
G G G G G
4.
YY Y Y-U 1361.66M R
Y 436.05M R
G
1.
YY Y Y-U 1441.89M R
Y 358.81M R
Y G
5.
YY Y Y-U 1293.00M R
Y 504.58M R
G
Y R
Y Y R

NOTE FOR STANDBY BOOM:-

1) STAND BY BOOM TO BE OPERATED ONLY WHEN THE LIFTING BARRIER BECOME INOPERATIVE.
2) FOR GATE CLOSED INDICATION KEY 'N' IS TO BE INSERTED & TURNED IN KT.
3) EMERGENCY SWITCH FOR ROAD SIGNAL IS TO BE THROWN TO 'OFF' POSITION BEFORE SLIDING BOOMS ARE OPERATED.

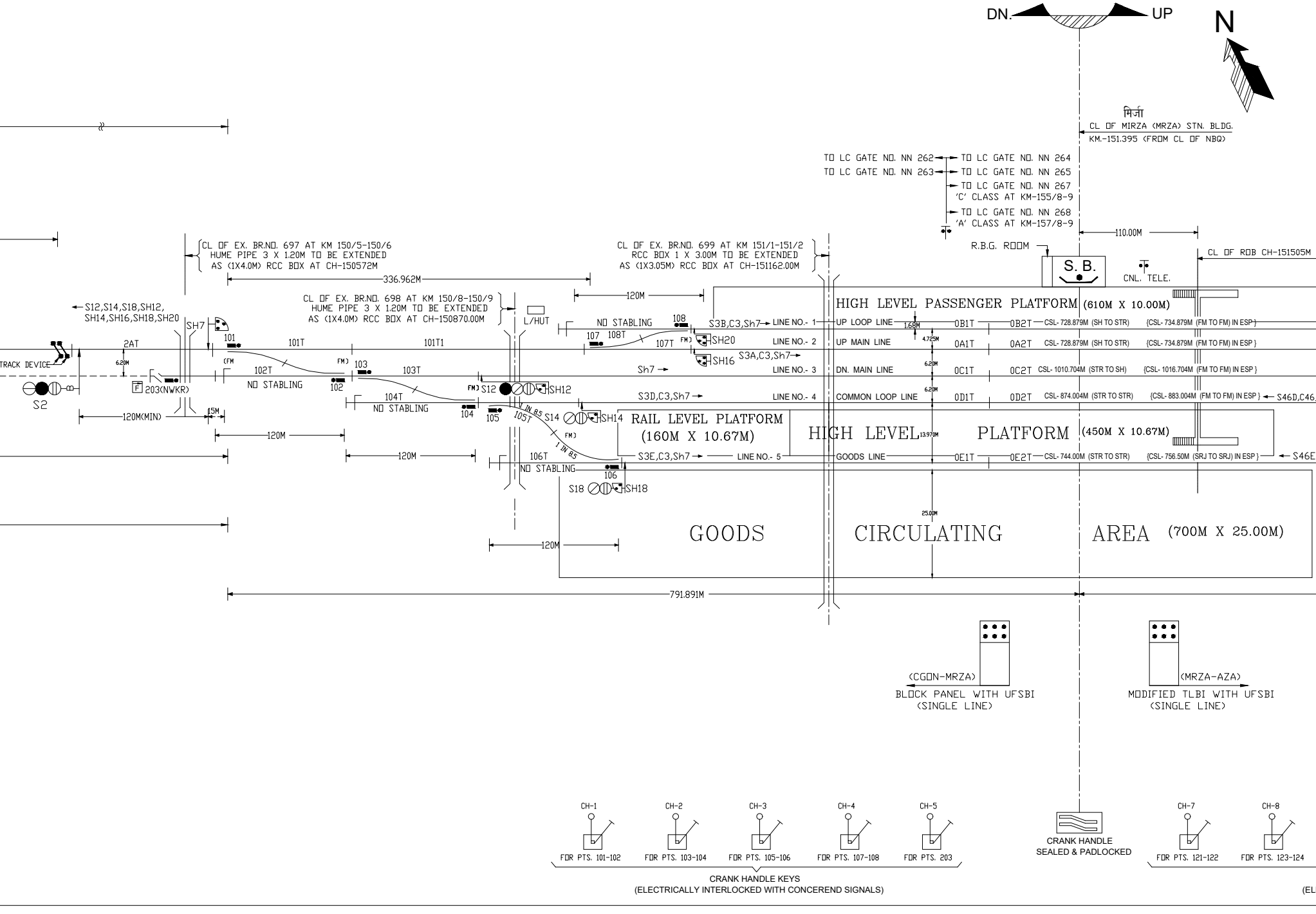
DN.
UP
N
मिर्जा
CL OF MIRZA (MRZA) STN. BLDG.
KM.-151.395 (FROM CL OF NBQ)
TO LC GATE NO. NN 262
TO LC GATE NO. NN 263
TO LC GATE NO. NN 264
TO LC GATE NO. NN 265
TO LC GATE NO. NN 267
'C' CLASS AT KM-155/8-9
TO LC GATE NO. NN 268
'A' CLASS AT KM-157/8-9
110.00M
R.B.G. ROOM
S. B.
CNL. TELE.
CL OF ROB CH-151505M
CL OF EX. BR.NO. 697 AT KM 150/5-150/6
HUME PIPE 3 X 1.20M TO BE EXTENDED
AS (1X4.0M) RCC BOX AT CH-150572M
336.962M
CL OF EX. BR.NO. 698 AT KM 150/8-150/9
HUME PIPE 3 X 1.20M TO BE EXTENDED
AS (1X4.0M) RCC BOX AT CH-150870.00M
L/HUT
CL OF EX. BR.NO. 699 AT KM 151/1-151/2
RCC BOX 1 X 3.00M TO BE EXTENDED
AS (1X3.05M) RCC BOX AT CH-151162.00M
120M
← S12,S14,S18,SH12,
SH14,SH16,SH18,SH20
SH7
TRACK DEVICE
2AT
6.20M
S2
203(NWKR)
120M(MIN)
15M
101
101T
(FM
FM)
102T
NO STABLING
102
103
103T
101T1
120M
104T
NO STABLING
104
FM)
S12
SH12
105
105T
1 IN 8.5
S14
SH14
FM)
1 IN 8.5
106T
NO STABLING
106
S18
SH18
120M
NO STABLING
107
108T
108
107T
FM)
SH20
SH16
S3B,C3,Sh7→ LINE NO.- 1
LINE NO.- 2
S3A,C3,Sh7→
Sh7 → LINE NO.- 3
S3D,C3,Sh7 → LINE NO.- 4
S3E,C3,Sh7 → LINE NO.- 5
HIGH LEVEL PASSENGER PLATFORM (610M X 10.00M)
UP LOOP LINE
1.68M
0B1T
0B2T
CSL- 728.879M (SH TO STR)
{CSL- 734.879M (FM TO FM) IN ESP}
UP MAIN LINE
4.725M
0A1T
0A2T
CSL- 728.879M (SH TO STR)
{CSL- 734.879M (FM TO FM) IN ESP}
DN. MAIN LINE
6.20M
0C1T
0C2T
CSL- 1010.704M (STR TO SH)
{CSL- 1016.704M (FM TO FM) IN ESP}
COMMON LOOP LINE
6.20M
0D1T
0D2T
CSL- 874.004M (STR TO STR)
{CSL- 883.004M (FM TO FM) IN ESP}
← S46D,C46,
RAIL LEVEL PLATFORM
(160M X 10.67M)
HIGH LEVEL
13.970M
PLATFORM (450M X 10.67M)
GOODS LINE
0E1T
0E2T
CSL- 744.00M (STR TO STR)
{CSL- 756.50M (SRJ TO SRJ) IN ESP}
← S46E
25.00M
GOODS CIRCULATING AREA (700M X 25.00M)
791.891M
(CGON-MRZA)
BLOCK PANEL WITH UFSBI
(SINGLE LINE)
(MRZA-AZA)
MODIFIED TLBI WITH UFSBI
(SINGLE LINE)
CH-1
FOR PTS. 101-102
CH-2
FOR PTS. 103-104
CH-3
FOR PTS. 105-106
CH-4
FOR PTS. 107-108
CH-5
FOR PTS. 203
CRANK HANDLE KEYS
(ELECTRICALLY INTERLOCKED WITH CONCEREND SIGNALS)
CRANK HANDLE
SEALED & PADLOCKED
CH-7
FOR PTS. 121-122
CH-8
FOR PTS. 123-124
(EL

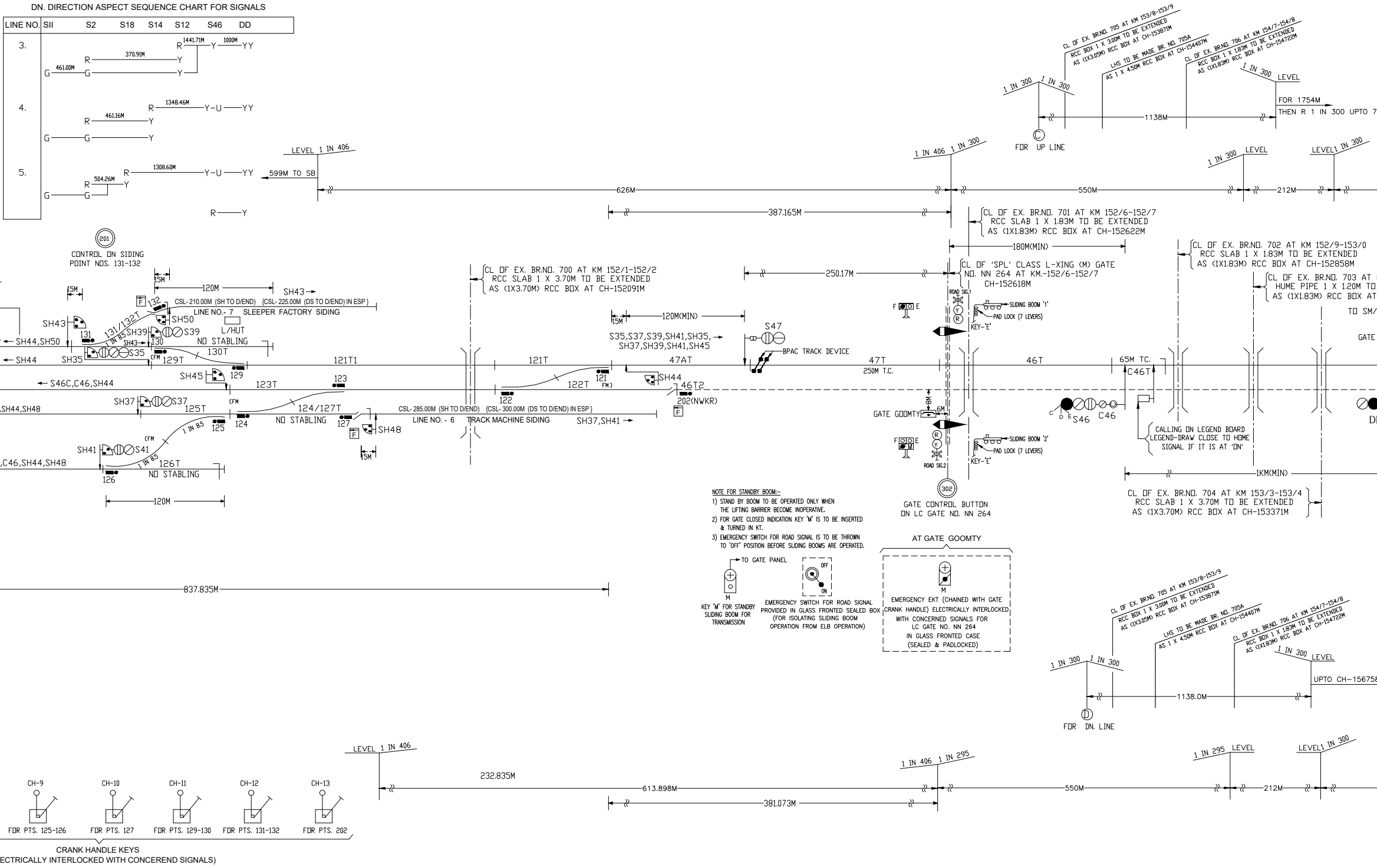
DN. DIRECTION ASPECT SEQUENCE CHART FOR SIGNALS
LINE NO.
SII
S2
S18
S14
S12
S46
DD
3.
R 1441.71M Y 1000M YY
R 370.91M Y
G 461.00M G Y
4.
R 1348.46M Y-U YY
R 461.16M Y
G G Y
5.
R 1308.60M Y-U YY
R 504.26M Y
G G
R Y
LEVEL 1 IN 406
599M TO SB
626M
387.165M
1 IN 406
1 IN 300
550M
1 IN 300
LEVEL
212M
LEVEL
1 IN 300
CL OF EX. BR.NO. 705 AT KM 153/8-153/9
RCC BOX 1 X 3.00M TO BE EXTENDED
AS (1X3.05M) RCC BOX AT CH-153871M
LHS TO BE MADE BR. NO. 705A
AS 1 X 4.50M RCC BOX AT CH-154407M
CL OF EX. BR.NO. 706 AT KM 154/7-154/8
RCC BOX 1 X 1.83M TO BE EXTENDED
AS (1X1.83M) RCC BOX AT CH-154722M
1 IN 300
1 IN 300
1 IN 300
LEVEL
1138M
FOR 1754M
THEN R 1 IN 300 UPTO 7
Ⓒ
FOR UP LINE
CL OF EX. BR.NO. 701 AT KM 152/6-152/7
RCC SLAB 1 X 1.83M TO BE EXTENDED
AS (1X1.83M) RCC BOX AT CH-152622M
180M(MIN)
CL OF EX. BR.NO. 702 AT KM 152/9-153/0
RCC SLAB 1 X 1.83M TO BE EXTENDED
AS (1X1.83M) RCC BOX AT CH-152858M
CL OF 'SPL' CLASS L-XING (M) GATE
NO. NN 264 AT KM.-152/6-152/7
CH-152618M
CL OF EX. BR.NO. 703 AT
HUME PIPE 1 X 1.20M TO
AS (1X1.83M) RCC BOX AT
TO SM/
GATE
201
CONTROL ON SIDING
POINT NOS. 131-132
15M
15M
120M
SH43 →
F
132
CSL- 210.00M (SH TO D/END) {CSL- 225.00M (DS TO D/END) IN ESP}
LINE NO.- 7 SLEEPER FACTORY SIDING
SH43
131/132T
SH50
L/HUT
131
1 IN 8.5
SH39
S39
← SH44,SH50
SH43→
130
NO STABLING
130T
S35
← SH44
SH35
CFM
129T
121T1
SH45
129
← S46C,C46,SH44
123T
123
SH37
S37
,SH44,SH48
125T
CFM
124/127T
NO STABLING
124
125
127
SH48
F
1 IN 8.5
CFM
SH41
S41
1 IN 8.5
126T
,C46,SH44,SH48
NO STABLING
126
15M
120M
CL OF EX. BR.NO. 700 AT KM 152/1-152/2
RCC SLAB 1 X 3.70M TO BE EXTENDED
AS (1X3.70M) RCC BOX AT CH-152091M
250.17M
15M
120M(MIN)
S35,S37,S39,SH41,SH35, →
SH37,SH39,SH41,SH45
S47
BPAC TRACK DEVICE
121T
47AT
47T
250M T.C.
46T
65M TC.
C46T
121
FM)
122T
SH44
46T2
122
202(NWKR)
F
CSL- 285.00M (SH TO D/END) {CSL- 300.00M (DS TO D/END) IN ESP}
LINE NO. - 6 TRACK MACHINE SIDING
SH37,SH41 →
F
E
ROAD SIG.1
Y
R
SLIDING BOOM '1'
PAD LOCK (7 LEVERS)
KEY-'E'
GATE GOOMTY
8M
6M
F
E
M
R
Y
ROAD SIG.2
SLIDING BOOM '2'
PAD LOCK (7 LEVERS)
KEY-'E'
302
C
D
E
S46
C46
CALLING ON LEGEND BOARD
LEGEND-DRAW CLOSE TO HOME
SIGNAL IF IT IS AT 'ON'
DI
1KM(MIN)
CL OF EX. BR.NO. 704 AT KM 153/3-153/4
RCC SLAB 1 X 3.70M TO BE EXTENDED
AS (1X3.70M) RCC BOX AT CH-153371M
837.835M
TO GATE PANEL
M
OFF
ON
AT GATE GOOMTY
M
CL OF EX. BR.NO. 705 AT KM 153/8-153/9
RCC BOX 1 X 3.00M TO BE EXTENDED
AS (1X3.05M) RCC BOX AT CH-153871M
LHS TO BE MADE BR. NO. 705A
AS 1 X 4.50M RCC BOX AT CH-154407M
CL OF EX. BR.NO. 706 AT KM 154/7-154/8
RCC BOX 1 X 1.83M TO BE EXTENDED
AS (1X1.83M) RCC BOX AT CH-154722M
1 IN 300
1 IN 300
1 IN 300
LEVEL
1138.0M
UPTO CH-156758
Ⓓ
FOR DN. LINE
LEVEL 1 IN 406
232.835M
613.898M
381.073M
1 IN 406
1 IN 295
550M
1 IN 295
LEVEL
212M
LEVEL
1 IN 300
CH-9
CH-10
CH-11
CH-12
CH-13
FOR PTS. 125-126
FOR PTS. 127
FOR PTS. 129-130
FOR PTS. 131-132
FOR PTS. 202

GATE CONTROL BUTTON
ON LC GATE NO. NN 264

NOTE FOR STANDBY BOOM:-

1) STAND BY BOOM TO BE OPERATED ONLY WHEN THE LIFTING BARRIER BECOME INOPERATIVE.
2) FOR GATE CLOSED INDICATION KEY 'M' IS TO BE INSERTED & TURNED IN KT.
3) EMERGENCY SWITCH FOR ROAD SIGNAL IS TO BE THROWN TO 'OFF' POSITION BEFORE SLIDING BOOMS ARE OPERATED.

KEY 'M' FOR STANDBY SLIDING BOOM FOR TRANSMISSION

EMERGENCY SWITCH FOR ROAD SIGNAL PROVIDED IN GLASS FRONTED SEALED BOX (FOR ISOLATING SLIDING BOOM OPERATION FROM ELB OPERATION)

EMERGENCY EKT (CHAINED WITH GATE CRANK HANDLE) ELECTRICALLY INTERLOCKED WITH CONCERNED SIGNALS FOR LC GATE NO. NN 264 IN GLASS FRONTED CASE (SEALED & PADLOCKED)

CRANK HANDLE KEYS
ECTRICALLY INTERLOCKED WITH CONCEREND SIGNALS)

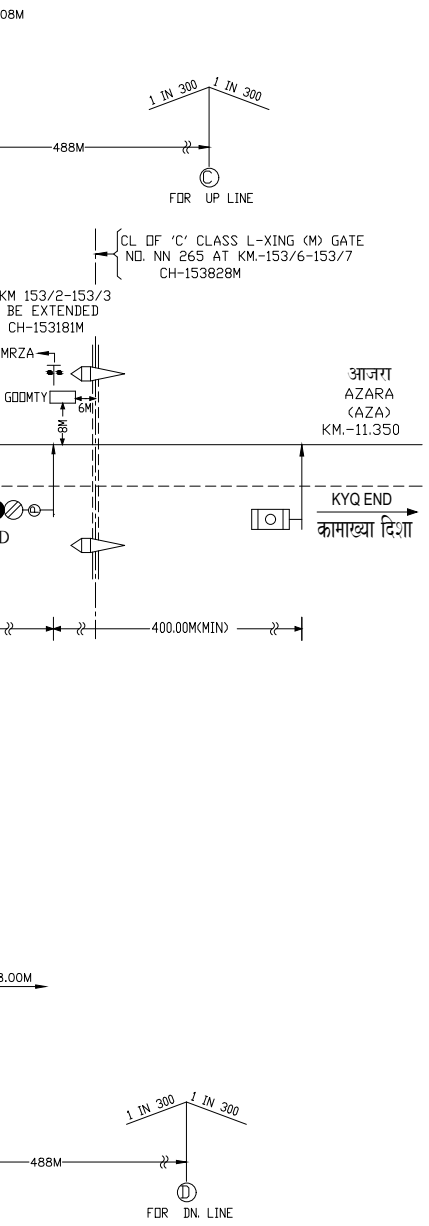
08M
1 IN 300
1 IN 300
488M
©
FOR UP LINE
CL OF 'C' CLASS L-XING (M) GATE
NO. NN 265 AT KM.-153/6-153/7
CH-153828M
KM 153/2-153/3
BE EXTENDED
CH-153181M
MRZA
GOOMTY
6M
8M
आजरा
AZARA
(AZA)
KM.-11.350
KYQ END
कामाख्या दिशा
D
400.00M(MIN)
3.00M
1 IN 300
1 IN 300
488M
Ⓓ
FOR DN. LINE

Signature block

CTPM	**RAJESH KUMAR MANDAL**	Digitally signed by RAJESH KUMAR MANDAL Date: 2022.10.04 14:10:39 +05'30'
CSTE-C-2-MLG	**MASOOD ALAM**	Digitally signed by MASOOD ALAM Date: 2022.09.30 18:29:24 +05'30'
RNY-DRM	**VIJAY KUMAR SRIVASTAVA**	Digitally signed by VIJAY KUMAR SRIVASTAVA Date: 2022.09.30 15:22:23 +05'30'
RNY-SRDOM	**Ankit Gupta**	Digitally signed by Ankit Gupta Date: 2022.09.30 11:40:55 +05'30'
RNY-SRDSTE	**AMIT KUMAR MANI**	Digitally signed by AMIT KUMAR MANI Date: 2022.09.29 17:02:10 +05'30'
DY CSTE-C-PL	**UTPAL KALITA**	Digitally signed by UTPAL KALITA Date: 2022.09.02 18:30:31 +05'30'
SSTE-C-PL	**Kanti Lal Das**	Digitally signed by Kanti Lal Das Date: 2022.09.02 18:38:40 +05'30'
ASTE-C-PL	**HEMANTA KUMAR DAS**	Digitally signed by HEMANTA KUMAR DAS Date: 2022.09.02 18:22:53 +05'30'
JE-C-SIG-PL	**RANJAN JYOTI HAZARIKA**	Digitally signed by RANJAN JYOTI HAZARIKA Date: 2022.09.02 18:34:07 +05'30'
SSE-C-DRG-PL	**Bhupen Kalita**	Digitally signed by Bhupen Kalita Date: 2022.09.02 18:18:21 +05'30'

9. QBAT RELAY TO BE PROVIDED WHERE LENGTH OF T.C. MORE THAN THE PRESCRIBED LENGTH OF T.C. IN IRSEM.
8. OPERATION OF POINT NO. 202 & 203 TO BE DONE WITH CRANK HANDLE AND NORMAL INDICATION OF THE POINTS ARE PROVIDED.
7. YARD TO BE MADE RE FIT.
6. CLASS OF L.C GATE NO.NN-232 & NN-235 RETAINED AND UPGRADED VIDE GM(WORKS) MLG's LET No.W/218/0/ RETENTION/RNY/TK DT.07/11/2019.
5. ELECTRICALLY OPERATED LIFTING BARRIER AND WARNING BELL / HOOTER PROVIDED FOR L.C. GATE NOS. NN/262 & NN/264
4. DEAD APPROACH LOCKING WITH 60 SEC TIME DELAY PROVIDED FOR L.C. GATE NOS. NN/262 & NN/264.
3. STARTER RELEASED BY ADVANCED STARTER IS NOT PROVIDED AS PER RLY. BD's AND VIDE GM/S&T/MLG's LETTER NO.-
   (i) 2008/SIG/G/4 DT. 17/09/2015 AND
   (ii) N/224/0 Pt. XIX DT. 31/08/2017.
2. ALL STARTER SIGNALS AND SHUNT SIGNAL NOS. SH16,SH20,SH45 ARE TO BE PROVIDED AT A DISTANCE NOT MORE THAN 3M FROM BJ/GJ.
1. ALL PTS. & CROSSING ARE 1 IN 12 EXCEPT OTHERWISE MENTIONED.

टिप्पणी NOTES

कार्य का क्षेत्र SCOPE OF WORK	NBQ - KYQ (VIA GOALPARA TOWN) DOUBLING PROJECT
मिसिल सं CASE NO.	
गेज GAUGE	B.G.
अन्तर्पाशन का मानक STD. OF INTERLOCKING	II (R).
स्टेशन का वर्ग CLASS OF STATION	'B'
विचलन DEVIATION	NIL
इंजी योजना के अनुसार TO SUIT ENGG. PLAN NO.	CE / Y / 03 / 2019 ALT.- ②
सिगनल योजना का स्थान लेना SUPERSEDES SIG. PLAN NO.	S I / 98 / 20 ALT.- XIII

ALT	REF.	DESCRIPTION	DY.CSTE/C/PL		
			(U. KALITA)		

	(T. K. MUKHERJEE)	(A. BARTHAKUR)	(H. K. DAS)	(K.L.DAS)
एसएसइ नक्शा SSE/DRG.	एसएसइ नक्शा SSE/DRG.	जइ सिग नि यो JE/SIG	सहा सिग एवं दूरसंचार नि यो ASTE/C/PL	वरिष्ट सिग एवं दूरसंचार नि यो SSTE/C/PL
DRAWN	CHECKED		DATE	

APPROVED	DATE OF OPENING	CRS's SANC. NO. & DATE

SCALE	
VERTICAL	1:500
HORIZONTAL	1:2000

मिर्जा
MIRZA (PH)
SIGNALLING PLAN (E.I.)

मंडल
रंगिया
DIVISION
RANGIYA

DRG. NO. नक्शा सं
SG (SI) 3034(PH)

पूर्वोत्तर सीमा रेलवे संकेत एवं दूरसंचार विभाग
NORTHEAST FRONTIER RAILWAY – SIGNAL AND TELECOMMUNICATION DEPARTMENT.